



Little Flowers Public Sr. Sec. School

Shivaji Park, Shahdara, Delhi-110032

[/lfpdelhi](#) | info@lfpdelhi.com | www.lfpdelhi.com



SESSION 2024-25

CLASS-NURSERY



SUSTAINABLE DEVELOPMENT GOALS



“Summer means happy times and good sunshine.
It means going to the beach,
enjoying the scenery,
having fun with family and friends.”

Dear parents

We know summer holidays are the time of the year when you get an opportunity to spend time with your child. To keep the little ones indoor in the sweltering heat and to utilise their time in creative work, we have attempted to design some meaningful activities. We wish you have an enjoyable summer vacation with your kids. Here are a few tips which will engage your kids in holidays.

Here is what the students need to do -

- Wake up early and practice simple exercises
- Drink lots of water
- Consume vegetables and seasonal fruits
- Water the plants daily






Some important points to keep in mind as parents-

- Try to converse in English with them.
- Appreciate their work and praise them.
- Make sure kids do their homework on their own.
- Become a motivator and a monitor



- General instructions to be followed while doing holidays homework.
 - Do Art & Craft worksheets in scrap files.
 - Either you can take print outs of the worksheets or you can draw them in 3 in 1 subject notebook.
 - Do the given worksheets of English & Maths in notebook.
- Date of submission of the Homework – 27/06/2024

Developing Good Manners

- Always Greet with a smile 
- Share toys, colors etc. with siblings 
- Encourage your child to water the plants 
- Respect and help elders at Home 
- Encourage your child to develop a habit of taking care of his/her belongings 
- Always use Magic words
Please, Sorry, Thankyou



Personal Hygiene

Encourage your child to take care of personal hygiene by inculcating the following habits


- Brushing Teeth twice a day
- Combing hair regularly
- Bathing everyday
- Washing hands - Always wash your hands before and after meals, after using the bathroom, playing, coughing, sneezing or blowing your nose.
- Trimming the nails and keeping them clean



Life Skills


Here are some activities given to help your child become independent and confident.

- Zipping and Unzipping
- Button up his / her shirt
- Put on socks and shoes on his / her own
- Pack up his / her bags
- Eat lunch on his / her own
- Keep surroundings neat & clean



SUBJECT – STORY TIME

Story – Ten Wiggly, Wiggly Caterpillars



Once, Ten crunching caterpillars, in the bright sunshine,
One fell asleep, so that left.....

Nine speedy caterpillars, thought they might be late.

One was too slow, so that left.....

Eight munching caterpillars, all in crunching haven!

One got a tummy ache, so that left.....

Seven clever caterpillars, creeping through some sticks

One got stuck, so that left.....

Six singing caterpillars, glad to be alive,

One stayed to sing, so that left.....

Five brave caterpillars, going to explore.

One got lost, so that left.....

Four daring caterpillars, inching up a tree,

One fell off, so that left.....

Three cool caterpillars, splashing in the dew,

One got soaked, so that left.....

Two happy caterpillars, having so much fun,

One got tired, so that left.....

One sad caterpillar, all in his own, when all of a sudden,

There were.....

Ten bright and colourful pretty butterflies, spreading their wings and flitting through the skies!!

Caterpillar Carft Activity



Instructions - Draw caterpillar on a sheet and give water colour and sliced onion to the kids. Ask them to give onion impression to the caterpillar.

कछुआ और खरगोश



एक जंगल में एक कछुआ और एक खरगोश रहते थे। खरगोश को अपने तेज दौड़ने पर घमंड था। वह कछुए की धीमी चाल का मज़ाक उड़ाता था। खरगोश ने कछुए से दौड़ लगाने के लिए पूछा। कछुआ मान गया। जैसे ही दौड़ शुरू हुई, खरगोश तेज भागने लगा और कछुआ धीरे-धीरे चलने लगा। थोड़ी आगे जाने के बाद खरगोश ने सोचा, 'कछुआ तो अभी बहुत दूर है। मैं थोड़ा आराम कर लेता हूँ।' खरगोश पेड़ के नीचे सो गया। कछुआ आया और धीरे-धीरे आगे बढ़ने लगा और जीत गया।
शिक्षा : — हमें कभी भी अपनी ताकत पर घमंड नहीं करना चाहिए।

Activity

- Cut and paste as per the sequence

Objective: It will help in developing fine motor skills, listening skills, concentration, bilateral coordination and sequencing.




- Material Required:

- Print out of the template which is given on the next page
- Scissors, Glue stick, Coloured A-4 sheet

- Instructions:


- Listen to the story carefully.
- Cut the coloured pictures.
- Paste the pictures in correct sequence on the coloured A-4 sheet.

1	2	3
4	5	6



Brain Booster Activity


Spot the 5 differences



ART & CRAFT

Worksheet - 1

Trace and colour the circle.






circle


Worksheet – 2

- Colour it.

Primary Colors



Help Butterflies to find the flower




SUBJECT - MATHS

WORKSHEET- 1

Count and circle the correct number: -




4	1	7
---	---	---



4	2	7
---	---	---











7	2	1
---	---	---



7	4	1
---	---	---

WORKSHEET - 2


Count and write: -




WORKSHEET - 3

Circle the correct picture


big




small




small




big



big



small



SUBJECT - ENGLISH

WORKSHEET- 1

- Circle all the 's' sound:




S

s	t	a	t	s	a
t	a	s	s	t	a
s	t	t	a	a	s
t	a	s	t	a	s

WORKSHEET - 2




- Colour the pictures that begin with 's' sound.

Say hello to the letter



These objects all start with the letter Ss.

Color them neatly.



WORKSHEET - 3

Circle all the 'a' sound:





a





i	t	a	t	i	a
t	a	i	i	t	a
i	t	t	a	a	i
t	a	i	t	a	i

WORKSHEET - 4

Colour the pictures that begin with 'a' sound:



A a



WORKSHEET - 5

Circle all the 't' sound:


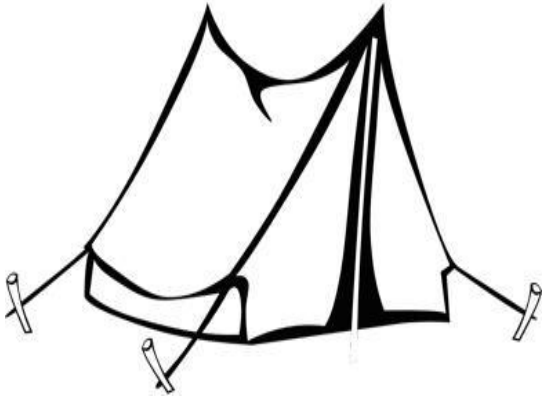


t





s	t	a	t	s	a
t	a	s	s	t	a
s	t	t	a	a	s
t	a	s	t	a	s

WORKSHEET - 6

Colour the picture that begin with 't' sound:-



T t



WORKSHEET - 7

Circle all the 'i' sound: -





i


i	t	a	t	i	a
t	a	i	i	t	a
i	t	t	i	a	i
t	a	i	t	a	i

WORKSHEET - 8

Colour the picture that begin with 'i' sound: -




I i





WORKSHEET - 9

Trace the pattern: -



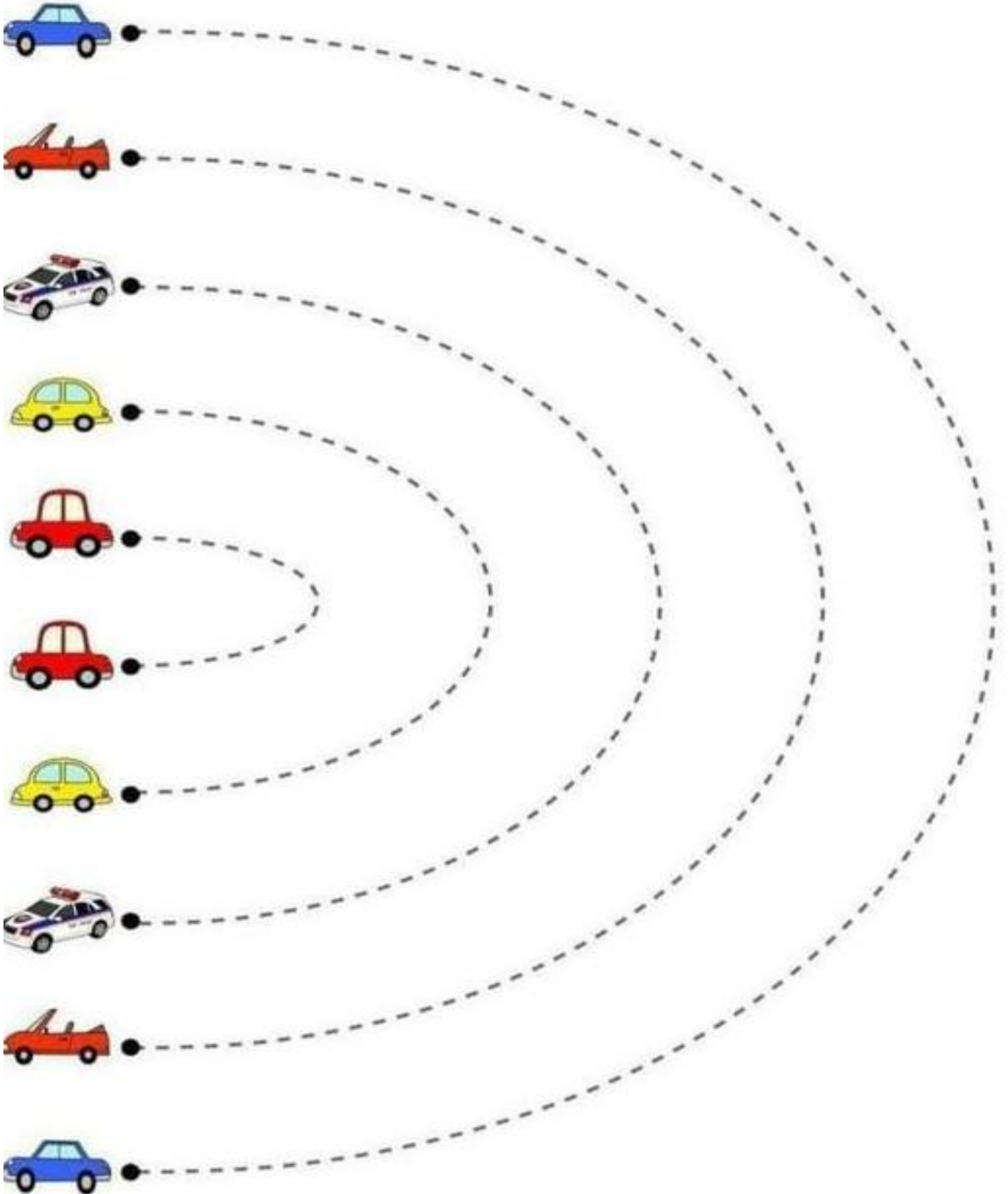
WORKSHEET - 10

Trace the pattern: -




WORKSHEET - 11

Trace the pattern: -



WORKSHEET - 12

Trace and Colour: -



Bed Time Story

Books are children's best friends. Encourage children to do picture reading, recall different characters and incidents of the story.

Have a bed time story session with your child. Here are a few books to such stories: -

- Powerful Hanuman

YouTube link:

<https://youtube.com/watch?v=w7PkJUGUkjM&feature=shared>

- Little Cloud

YouTube link:

https://youtube.com/watch?v=_Cl2HMCe2hM&feature=share

Pdf link:

<https://online.anyflip.com/njumx/sqvn/mobile/>

- The Rainbow Fish

YouTube Link:

<https://youtu.be/TOnuVm4OrCc?feature=share>
[d](#)

Pdf Link:

<https://online.flipbuilder.com/rslc/poly/>

- The Cat In The Hat

YouTube link:

<https://youtube.com/watch?v=FlVvElHElfQ&feature=shared>


- The Giving Tree

YouTube link:

https://youtube.com/watch?v=HOVhV5a_3Sw&feature=shared

Father's Day Greeting card

Fathers equally play an important role in the development of the child. So as to thank them, kids will make a beautiful greeting card by taking help of their mothers with beautiful quotes like 'I Love you dad!' 'Best dad ever!'



Movie time

Enjoy movies along with your kids and discuss about the characters and encourage your kids to imitate the role of characters

- * Hair Love - <https://youtu.be/kNw8V Fkw28?si=3e3i3sTptaCQ8aRV>
- * Once Small Step - <https://youtu.be/yYcpRSQ-irs?si=9AiIjxy8eliC6tfA>
- * Tamara - <https://youtube.com/watch?v=B4frsp-rR6c&feature=shared>
- * Soar - <https://youtu.be/eDkpVwrhYfo?si=fyS8WxiS7UdQ8dT>
- * Monster Box - <https://youtu.be/DoLAoOkG5gY?si=VkcCzLml8 Ya9suX>
- * Kung fu panda
- * Frozen
- * Angry bird etc.



**HAVE A GREAT
SUMMER VACATION!**