



Little Flowers Public Sr. Sec. School

Shivaji Park, Shahdara, Delhi-110032

[YouTube](#) [Twitter](#) [Instagram](#) [Facebook](#) /lfpsdelhi | info@lfpsdelhi.com | www.lfpsdelhi.com



SESSION 2024-25

CLASS-I



SUSTAINABLE DEVELOPMENT GOALS



“Holiday homework: The key to unlocking your full potential and achieving your dreams.”

“Embrace the joy of learning during your holiday homework, for knowledge is the greatest gift you can give yourself.”

Greetings, Students

You have a precious chance to explore new hobbies, learn more about the areas you are passionate about, and maybe even uncover hidden skills inside yourself during this vacation from the routine of school. Thus, welcome this time of personal development and exploration, and let your light radiate like the summer sun.

“As you tackle your holiday homework, remember that every effort you put in today is an investment in your future success.”

GENERAL INSTRUCTIONS TO BE FOLLOWED WHILE DOING HOLIDAY'S HOMEWORK.

Do the given worksheets in the following subject notebooks.

English – Notebook, EVS – Notebook

Hindi – Notebook, Maths – Notebook

ART & CRAFT – (I want to draw - 1)

Craft Activity - Paper cactus and flower Pot - Pg. No. - 28

Corona virus – Vegetable printing Pg. No. - 34

For Colouring - The Bunny's Garden - Pg. No. -22

Pattern Sceneany - Pg. No. - 35

Date of submission of the Homework 27/06/2024

The child will be assessed for neat presentation, creativity, handwriting and submission of the homework on time.

Parents can be the facilitators at home but the work should be done independently by the child in his/her own handwriting.



SUBJECT – ENGLISH



❖ Listening Skills:

- Practice all 42 sounds through Jolly phonics
Link -

<https://youtu.be/SzrXnBMHdoE?si=O33feHwNadGJ3dY9>

❖ Speaking Skills:

• Conversation at home -

Try to speak in English with your family members and friends.

- 1) Please help me complete my homework.
- 2) May I watch the television?
- 3) What are you cooking?
- 4) Where is my bag?
- 5) Let me help you!
- 6) I am watering the plants.
- 7) Mom, please explain this question.
- 8) I am sleeping / dancing / hungry / playing.
- 9) I have completed my work.
- 10) Have a good day!



❖ Reading Skills:

- ❖ Encourage your child to cultivate the reading habit because it develops the vocabulary, language skills and improve spellings.
- ❖ Read Story –18 (Dad and the kids) (ing as in king) from Fitzroy Reader book.



❖ Writing Skills:

- Write sentences by using tricky words – I, we, you, he, she, are, me and your in notebook.
- Write capital and small letters (Aa to Zz) in notebook.



➤ Vocabulary Enhancement

Write 2 difficult words daily in your English notebook. Also frame sentences from them.

SUBJECT - ENGLISH


Worksheet – 1

CAPITAL LETTERS

Write the capital letter next to each lower-case letter: -

A a b c d e
f g h i j
k l m n o
p q r s t
u v w x y z

Join each capital letter to the matching lower-case letter: -




Worksheet – 2

VOWEL SORT

Q- Colour the short vowels sound balloons pink and long vowels sound balloons blue –

Short Vowel Sounds → /a/, /e/, /i/, /o/, /u/

Long Vowel Sounds → /ai/, /ee/, /ie/, /oa/, /ue/



Worksheet - 3

DIGRAPHS SORT


Q - Read the words and write them in the correct digraph cupcake: -

sharp, boil, loud, star, mixer, chain, quack, book,
chest, queen, look, found, coil, fern, bark, ship

ch




sh




ar




er




qu




ou



oi




oo



Worksheet – 4
TRICKY WORDS

Q - Complete these sentences using the given tricky words: -



- a) This is _____ pen.
- b) _____ is my sister.
- c) _____ are smart.
- d) _____ is my father.
- e) _____ am very tall.
- f) _____ are glad.
- g) _____ are running.
- h) _____ am happy.
- i) _____ is my mother.
- j) _____ are happy family.
- k) _____ can jump.
- l) _____ name is Jack.



Worksheet – 5
MAKING WORDS

Q- Complete the spellings: –

1.



b _____ t

(ie / oa)

2.



t r _____

(oa / ee)

3.



b a r b e c _____

(ai / ue)

4.



r _____ n

(ie / ai)

5.



t _____ d

(ue / oa)

6.



b _____

(oa / ee)

7.



t _____

(ai / ie)

Worksheet - 6

Comprehension - I love my school

Q- Read the comprehension carefully: -

My name is Tim.

I love my school.

It is very big and clean.

It has big ground.

It is near my home.

I go to school daily.



Answer the following questions: -

1. My name is _____. (Tim / Sam)

2. I love my _____. (home / school)

3. It has _____. ground. (big /small)

4. Write rhyming word of: -

round - _____.

5. Make sentences: -

a) I - _____.

b) My - _____.

विषय – हिंदी



गर्मी आई गर्मी आई, धूप पसीना लेकर आई।

सूरज सिर पर चढ़ आता है, अग्नि के बम बरसाता है।

मुझे नहीं यह बिलकुल भाई। गर्मी आई गर्मी आई।

चलो बरफ के गोले खाएं, ठेले से अंगूर ले आएं।

मम्मी दूध मलाई लाई। गर्मी आई गर्मी आई।

● इमला लिखो -

- दो व तीन अक्षर के 10 शब्द
- चार अक्षर वाले 10 शब्द
- आ की मात्रा के 10 शब्द
- इ व ई की मात्रा के 10 शब्द
- दो सुलेख करें।

कार्यपत्रिका - 1



प्रश्न 1 - खाली स्थान में सही वर्ण भरो।

_____ आ, _____ ई, _____ ऊ, _____ ऐ,
_____ औ, _____ अं, _____।

प्रश्न 2 - व्यंजन पूरे करो।

क	_____	ग	_____	ङ
_____	छ	_____	झ	ञ
_____	ठ	ड	_____	ण
त	थ	_____	ध	_____
प	_____	ब	भ	_____
य	र	_____	_____	
श	_____	स	_____	

कार्यपत्रिका - 2

प्रश्न - दो, तीन, चार वर्णों का जोड़।

1. र + थ = _____

2. फ + ल = _____

3. च + ल = _____

4. क + म + ल = _____

5. ब + ह + न = _____

6. ग + र + म = _____

7. ब + र + त + न = _____

8. ग + र + द + न = _____

9. झ + ट + प + ट = _____

10. न + ट + ख + ट = _____



कार्यपत्रिका - 3

प्रश्न - चित्र देखकर सही शब्द लिखो ।

1.



-

2.



-

3.




-

4.




-

5.



-

6.



-

7.



-


8.



-

कार्यपत्रिका - 4

प्रश्न 1 - चित्र से फलों के नाम मिलाओ।



आम

अनार

पपीता

अनानास

लीची

प्रश्न 2 - उचित मात्रा लगाओ: -

बा __ रश

स __ टी

बाज __

त __ र

__ चड़िया

ब __ दल


ग __ जर


ख __ रा

__ हरन


कार्यपत्रिका - 5


प्रश्न 1 - रंगों के नाम लिखो।

1.  - _____

2.  - _____

3.  - _____

4.  - _____

5.  - _____

प्रश्न 2 - वाक्य बनाओ: -

अखबार - _____ |

मछली - _____ |

गिटार - _____ |

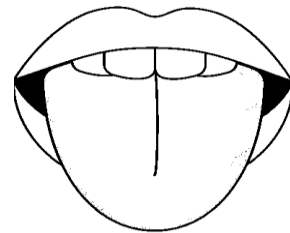
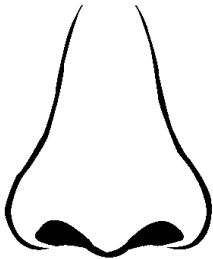

बरतन - _____ |

कार्यपत्रिका - 6

प्रश्न 1 - सही शब्द पर गोला लगाओ।

1.  गजर गाजर गजरा
2.  विमान वमान वीमान
3.  बकर बकरि बकरी

प्रश्न 2 - अंगों के नाम लिखो।



SUBJECT - MATHS

ACTIVITY

ADDITION GAME

Skills Developed - Gross motor Skills, Social skills, Thinking skills, Cognitive skills.


Practice makes a man perfect and we know that it's true when it comes to math. So, let's practice addition with this fun "Paper Plate Addition Game".

This fine motor Math facts activity is a hands-on way for kids to practice Addition. It's lots of fun.

Supplies Needed - Paper Plate, Buttons, black marker and dice.

How to make - Use black marker to draw a line across the Centre of your plate. Next draw a line to divide the top half again. See the image for an illustration. Write a Plus sign between top parts


How to Play - Roll one dice, place that number of buttons in the first section of your plate. Roll the dice again. Place that number of buttons in the second section. Add the two sections together and put the correct number of buttons in the bottom half of the plate. Remove the buttons and play again.



SUBJECT - MATHS

- Do page no. 9 to 14 in mathematics worksheet book.
- Write simple counting 1 to 50.
- Write reverse counting 50 to 1.
- Make wrist band for the table of 2 and 3.

Write and learn the tables of 2 and 3 through your wrist band.



Worksheet – 1

SUBTRACTION

- Subtract the given numbers: -

$$\begin{array}{r} 8 \\ - 2 \\ \hline \end{array}$$

$$\begin{array}{r} 7 \\ - 4 \\ \hline \end{array}$$

$$\begin{array}{r} 6 \\ - 5 \\ \hline \end{array}$$

$$\begin{array}{r} 7 \\ - 5 \\ \hline \end{array}$$

$$\begin{array}{r} 5 \\ - 2 \\ \hline \end{array}$$

$$\begin{array}{r} 5 \\ - 3 \\ \hline \end{array}$$

$$\begin{array}{r} 9 \\ - 5 \\ \hline \end{array}$$

$$\begin{array}{r} 2 \\ - 1 \\ \hline \end{array}$$

$$\begin{array}{r} 4 \\ - 4 \\ \hline \end{array}$$

$$\begin{array}{r} 7 \\ - 1 \\ \hline \end{array}$$

$$\begin{array}{r} 5 \\ - 3 \\ \hline \end{array}$$

$$\begin{array}{r} 3 \\ - 0 \\ \hline \end{array}$$

Worksheet - 2

NUMBER NAMES

- Unscramble the spellings of number names: -

2

WTO

7

EEVSN

12

WTLVEE

14

NEETOFRU

5

IFEV

20

WTENYT

1

NOE

8

EGITH

15

IFFEENT

3


HRETE




Worksheet - 3

- What comes after, before and between?

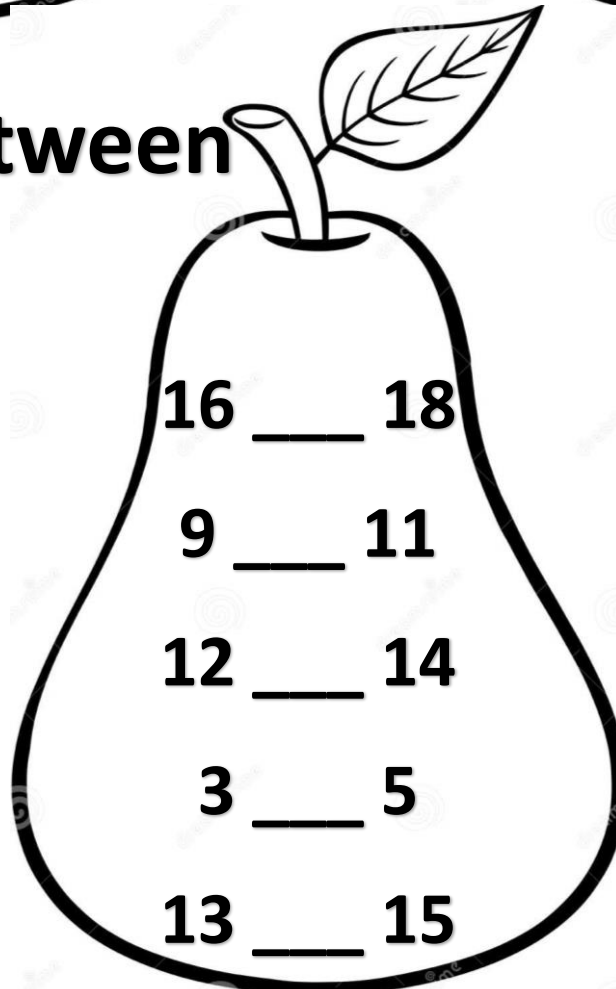
Before



After



Between



Worksheet - 4



- Arrange these numbers in increasing order.

16 10 14 5

Four penguins are shown with numbers on their chests: 16, 10, 14, and 5. To the right of the penguins are four empty rectangular boxes for writing the numbers in increasing order.

20 2 11 9

Four empty rectangular boxes are shown on the left. To the right are four penguins with numbers on their chests: 20, 2, 11, and 9.

- Arrange these numbers in decreasing order.

15 20 3 8

Four penguins are shown with numbers on their chests: 15, 20, 3, and 8. To the right of the penguins are four empty rectangular boxes for writing the numbers in decreasing order.

16 10 19 5

Four empty rectangular boxes are shown on the left. To the right are four penguins with numbers on their chests: 16, 10, 19, and 5.

SUBJECT - E.V.S.

Worksheet - 1

Q. What did you do in your summer vacation? Colour the sheet and write the details.

SKILLS - LEARNING BY DOING AND COGNITIVE SKILLS

All About My Summer!



I loved the
summer because
-

This summer
I made -



My
favourite
hobby -

My favourite
summer treat -

Where

I went




MY BIO - POEM

BY _____

SKILLS - WRITING SKILLS

- I am _____.
- I like _____.
- I need _____.
- I dream of _____.
- I feel _____.
- I enjoy _____.
- I want to become _____.
- My favourite cartoon _____.
- My favourite game _____.



Worksheet – 3

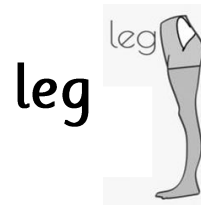
MY BODY (Parts of the body)

• Matching: -

Eat



Feel



Smell



Walk



Write



See



Taste



Chew



Run



Hear



HAPPY FATHER'S DAY

Fun Facts About My Father

- ❖ My father's name is _____.
- ❖ His birthday falls on _____.
- ❖ He is _____ years old.
- ❖ His favourite food is _____.
- ❖ His favourite colour is _____.
- ❖ He is as strong as _____.



- Colour the given picture: -



SUBJECT – STEM

Activity – The Helping Tree

Aim – Grow more trees to save the environment and beautify our life.

What you need –

- Scissors
- Glue
- Brown paper for making paper tube
- Cut out of tree and stickers

Description – Trees help people. Trees clean the air. Trees give people and animals food. Trees give animals a place to live. Trees are valuable gifts of nature. They are known as the best friends of human beings.

What you do –

- Firstly, make a paper tube with brown paper.
- Next, cut out the pictures of tree and stickers as shown.
- Then, paste the cut out of the tree on the top of the paper tube.

- Last, paste the small stickers on each side of the paper tube.
- Now show people your tree and tell them why trees are important.

Tree



Stickers



Reference picture for the activity



Kindly submit your activity in the Submission link given below: -

<https://forms.gle/LUuWbjYN3V9ykw5G9>



Be The Change Book



What is Sustainable Development?

Sustainable Development:

is “development that meets the needs of the present without compromising the ability of future generations to meet their own needs.” (UN)

addresses social, economic and environmental issues.

❖ Do Pg. No.- 14 in book.



LANGUAGE DEVELOPMENT

Language development is a fascinating journey that begins from infancy and continues throughout life.

So dear parents,

Enhance your child's language development skills by exposing him / her to rich vocabulary, encouraging critical thinking, and fostering a love for storytelling and reading. Read the stories aloud and ask questions based on the same from your kids.

STORY - TITLE – THE PAPER DOLLS

Once upon a time, there was a girl who loved her special paper dolls. They had funny names like Ticky, Tacky, Jackie, Jim, and Jo. They danced and sang together happily. One day, they met a big dinosaur who tried to scare them, but the paper dolls weren't afraid. They sang a song and went on an adventure. They danced with pigs, stared at the stars, and even talked to a ladybird! But then, a boy with scissors came and snipped them into pieces. Oh no! But the paper dolls didn't give up. They sang their song, and magically, they came back together again! And when the girl grew up, she made paper dolls with her own daughter, starting a new happy story.

Moral: - Never Giveup.

QUESTIONS

Q1. What were the names of the dolls?

Q2. Who tried to scare the paper dolls?

Q3. With who did the paper dolls dance with?

Q4. Who came with the scissors?

Q5. What did the girl make when she grew up?



कहानी- झूठा दोस्त

एक हिरन और एक कौआ बहुत अच्छे दोस्त थे। एक दिन कौवे ने हिरन को एक सियार के साथ देखा। सियार चालाक जानवर के रूप में जाने जाते थे, इसलिए उसने अपने दोस्त को चेतावनी दी कि सियार पर भरोसा ना करें। हिरन ने कौवे की चेतावनी को अनसुना कर दिया और एक दिन सियार के साथ एक खेत में चला गया जहां हिरन जाल में फंस गया।

सियार ने उपहास किया, "मैं किसान को बुलाने जा रहा हूँ वह तुम्हें मार डालेगा और मुझे इनाम देगा। हिरन रोया पर सियार ने उसकी कोई बात नहीं मानी। कौवे ने अपने मित्र के रोने की आवाज सुनी और उसकी सहायता के लिए आया। उसने हिरन से यह नाटक करने के लिए कहा कि वह मर चुका है। सियार की आहट सुनते ही किसान आ गया। उसने देखा कि एक हिरन अपने जाल में मरा पड़ा है। उसने देखने के लिए जाल खोला लेकिन हिरन भाग गया। किसान को गुस्सा आया और उसने सियार को मारा और उसे भगा दिया।

नैतिक शिक्षा: - झूठे दोस्त से दूर रहना चाहिए।

प्रश्नोत्तर

1. कौन अच्छे दोस्त थे?
2. एक दिन कौआ ने हिरन को किसके साथ देखा?
3. हिरन सियार के साथ कहाँ गया?
4. सियार की आहट सुनते ही कौन आ गया?
5. हमें किससे दूर रहना चाहिए?



Read and Enjoy

Children remembers stories better when they read animated books.

Note: - Go through the given links and select a story appropriate for your child's age and interest. Read it using expressive tones and gestures to make it more engaging.

"Let's embark on a journey through the boundless realms of imagination with bedtime story time, where the pages of books come alive with tales waiting to be told and adventures waiting to unfold."

Flipbook of the stories: <https://anyflip.com/xsvud/kyxw/basic>

- The gardener and the hare → <https://youtu.be/G6FWjfvvNQ?feature=shared>
- The dog and his shadow → <https://youtu.be/YZ3ORmfKOrQ?feature=shared>
- An owl, a bat and a dog → <https://youtu.be/6nnAq73bkvk?feature=shared>
- The hungry fox who got caught in the tree trunk → <https://youtu.be/8KRAsJALdz0?feature=shared>
- The story of a lucky seed → <https://youtu.be/hUGRkkKi5Dw?feature=shared>
- The frog and the ox → <https://youtu.be/FDGcTCmlAg0?feature=shared>
- Belling the cat → <https://youtu.be/eFtHj5LKvGE?feature=shared>
- The shepherd boy and the wolf → <https://youtu.be/-FsrEpLtzR4?feature=shared>
- The monkey & the dolphin → <https://youtu.be/-qk5RtSJFZE?si=Q5VzNA8Umpu5dv1B>
- The wind and the sun → <https://youtu.be/l0Z8A4u3CtI?si=apiH-kMOqGhSSF-7>

**HAVE A GREAT
SUMMER VACATION!**