



Little Flowers Public Sr. Sec. School

Shivaji Park, Shahdara, Delhi-110032

[YouTube](#) [Twitter](#) [Instagram](#) [Facebook](#) /lfpsdelhi | info@lfpsdelhi.com | www.lfpsdelhi.com



SESSION 2024-25

CLASS-II



SUSTAINABLE DEVELOPMENT GOALS



Dear Little Florians,

**Summer Vacation means
“Happy times and good sunshine.”**

Greetings, Students

You have a precious chance to explore new hobbies, learn more about the areas you are passionate about, and maybe even uncover hidden skills inside yourself during this vacation from the routine of school. Thus, welcome this time of personal development and exploration, and let your light radiate like the summer sun.

"As you tackle your holiday homework, remember that every effort you put in today is an investment in your future success."

GENERAL INSTRUCTIONS TO BE FOLLOWED WHILE DOING HOLIDAY'S HOMEWORK.

Do the given worksheets in the following subject notebooks.

- English – Notebook
- Hindi – Notebook
- Maths – Notebook
- E.V.S + G.K. + Life Skill - E.V.S. Notebook



Kindly submit your Holidays Homework on 27/06/2024

The child will be assessed for neat presentation, creativity, handwriting and submission of the homework on time.

Parents can be the facilitators at home but the work should be done independently by the child in his/her own handwriting.

ENGLISH

LISTENING SKILLS: -

- Do practice of short and long vowels.
- Follow the link given below: -

https://youtu.be/4TjcT7Gto3U?si=Fm-3u_A2F6riE-n5

Practice all 42 sounds through Jolly phonics Link: -

https://youtu.be/SzrXnBMHdoE?si=GKIZhbOrSu_dwRDD

SPEAKING SKILLS: - (One Minute Video Challenge)

➤ Make a video while speaking a few lines about “Doctor’s Day”.

Hints - Don’t forget to send the video to your teacher

<https://forms.gle/dGYC6k1Wr6hSAaU89>

Conversation at home –

1. Mumma, please change my dress.
2. Let’s go to the market.
3. Nice to meet you.
4. What are you cooking, mother?
5. Where is my book?
6. I want to go out.
7. May I help you?
8. May I fill the bottles?
9. I like to listen to music.
10. Please play with me.



❖ Conversation between mother and the child –

- Child: Mom, I am hungry. Please give me something to eat.
- Mom: Here it is. Your favourite Dosa.
- Child: Mom, the food is yummy.
Thank you for making my favourite food.
- Mom: You are welcome, dear.
- Child: Mom, May I watch TV for some time?
- Mom: Okay, but only for half an hour.
- Child: Ok. Thank you, mom.
- Child: Mom, please help me in doing my homework.
- Mom: Sure.

READING SKILLS: -

- Encourage your child to cultivate the habit of reading as it helps to enhance language skills, vocabulary and spellings.

1) Read Story no.- 22 Fitzroy Story Book.


2) Read aloud and practice the reading sheets of silent b, w and k, /ai/, /ee/, /ie/, /oa/, /ue/ with their copycats

https://drive.google.com/drive/folders/1GvWBGfTFR1NIXfjqfHxk4_ifU_bDsw7r

WRITING SKILLS: -

- Write 5 lines on the topic given below – My Favourite Toy.
- Write 2 difficult words daily and also frame Sentences in English Notebook from (L - 2 and 3) Course book Part - A

CREATIVE WORK- Make a greeting card for your father to make him special on this Father's Day and gift him.



Hindi Homework

- उत्कृष्ट – पाठ – 1, 2, 3 याद करो व कठिन शब्द कॉपी में लिखो।
- मेरे पिता / मेरा दादाजी पर 5 पंक्तियाँ हिंदी कॉपी में लिखो।
- हिंदी व्याकरण – पाठ – 4 किताब में पूरा करो।
- निम्न शब्दों के वाक्य कॉपी में लिखो।
- वाक्य बनाओ – सुंदर, सजा, तलाश, खुश, साहस, प्रशंसा

Maths Homework

- Write Simple counting 201-300 and Reverse counting 300 - 201 in notebook.
- Do pg. no. 3, 4, 5, 6, 23, 24, 25 and 26 in worksheet on mathematics book.
- Learn and write tables 2 to 8 in notebook.

E.V.S Homework

- Learn L-1 & 2 and 6.
- 'Let us do' activity-Make your family album (My World -Pg-15)
- STEM Activity-Bird Feeder- Make a Bird House.

G.K. Homework

- Revise L-5, 12, 13 and 15

Art & Craft

- Craft Activity - Best out of waste page number 36, Peacock Thumb Impression, page 32
- For Colouring - Shapes Page no 16, Study Room page 42

Life Skill Homework (Learning Skills for Life)

Do Pg. no. 12 and 14 in book.

Be The Change Students Handbook-2

- Make a Bee Finger Puppet (Pg no.16 for reference). Submit it with holiday's homework.

SUBJECT – ENGLISH

Worksheet – 1

Reading Comprehension - My Dog - Buddy

Q. Read the passage given below and answer these questions: -


My pet dog's name is Buddy. He is a brown and white dog with floppy ears. Buddy loves to play fetch the ball, in the park. Every morning, I take him for a walk. He wags his tail happily when he walks around the neighbourhood. Buddy is very friendly and likes to greet everyone we meet.

- Questions:

Q-1 What is the name of the pet dog?

Buddy ()

Chubby ()



Q-2 What does Buddy love to play in the park?

Ans: - _____.

Q-3 What does he do when he walks around the neighbourhood?

Ans: - _____.

Q-4 Complete the sentence-

He is a _____ and white _____ with _____ ears.

Q-5 Find two nouns from the passage.

Ans. _____

Q-6 Find the rhyming word of "greet" from the passage.

Worksheet – 2

Short & Long Vowel Sounds

Q. Read the words given below and find if you can hear the short or long vowels. Then complete the blanks: -

line big jet rain cute
feet make seal hop sat soap fun
bag pen side long note rug
tube pin

Short a - _____

Long /ai/ - _____

Short e - _____

Long /ee/ - _____

Short i - _____

Long /ie/ - _____

Short o - _____

Long /oa/ - _____

Short u - _____

Long /ue/ - _____



Worksheet - 3
Alphabetical Order

A B C D E F G H I J K L M N O P Q R S T U V W X Y Z

Rearrange the given words in alphabetical order: -

elephant



1.

flower



2.

house



3.

car



4.

Ice cream




5.

donut



6.

alligator



7.

jellyfish



8.

grapes



9.

butterfly




10.

Worksheet - 4

NOUN

Nouns are people, places, things,
animals, or ideas.



Q. Choose the correct noun for each sentence and write them in the space provided: -

1. The _____ is braking loudly.

cat ()

dog ()

2. She has a beautiful _____.

house ()

cloud ()

3. The _____ is flying in the sky.

fish ()

bird ()

4. Mom made tasty _____ for dinner.

food ()

table ()

5. The _____ is big and strong.

lion ()

mouse ()

6. Sarah loves to play with her _____.

computer ()

doll ()

Worksheet - 5
Sentence Building

• Rearrange the following words to make a sentence: -

1. your / is / What / name?

2. In / live / house / we / a / red

_____.

3. cat / back / is / my

_____.

4. does / morning / yoga / the / in / she

_____.

5. always / late / is / for / he / class

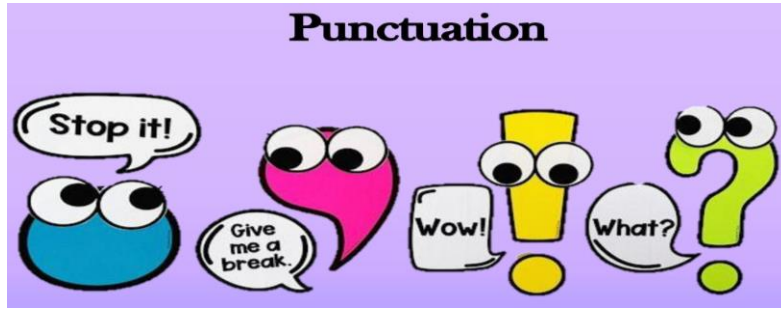
_____.

6. cooks / my / food / mom / delicious

_____.

Worksheet - 6

Punctuation



Full stop (.) – A full stop (.) is placed at the end of sentences. Statements end with a full stop (.).

Question mark (?) – When we ask a question then the sentence ends with a question mark (?).

- Remember: - Always start a sentence with capital letter.

Q. Rewrite the sentences by adding full stop, question mark and capital letters wherever necessary -

a) i like to play with my toys

Ans. _____

b) why are you sad

Ans. _____

c) we went to the zoo yesterday

Ans. _____

d) sarah has a new dress

Ans. _____

e) what are you doing

Ans. _____

Worksheet - 7
PICTURE COMPOSITION

Complete the picture composition: -



swing, kite, slide, park, football, balloon, mud

1. This is a picture of _____.
2. Children are playing with _____.
3. The girls are enjoying in _____.
4. A girl is holding a _____.
5. Children are having fun on _____.
6. The _____ is flying in the sky.

Worksheet – 8

Singular and Plural

1 pear → **2** pears

RULES

! Add 's' to most nouns:
cat -> cats

! Add 'es' to nouns that end with -s, -sh, -ch, -x or -z:
box -> boxes

! For nouns ending with a 'y' with a consonant before the 'y', change the 'y' to 'ies':
strawberry -> strawberries

! For nouns ending with a 'y' with a vowel before the 'y', simply add 's':
key -> keys

Change the following nouns to plural: -

1. bat

6. box

2. bench

7. monkey

3. egg

8. potato

4. brush

9. baby

5. chair

10. book

विषय – हिंदी

कार्यपत्रिका - 1

अपठित गद्यांश

एक बार एक छोटा सा आम का पेड़ अपनी कहानी सुना रहा था। वह कह रहा था, “मैं पहले छोटा सा बीज था। फिर मैं पानी, मिट्टी और सूरज की मदद से बड़ा हो गया। अब मैं बहुत ऊँचा और खुश हूँ।”

ऊपर लिखे हुए गद्यांश को पढ़कर निम्नलिखित प्रश्नों के उत्तर दीजिए:

प्रश्न – 1. आम का पेड़ क्या सुना रहा था?

उत्तर –

प्रश्न – 2. आम का पेड़ पहले क्या था?

उत्तर –



प्रश्न – 3. आम के पेड़ ने बड़ा होने के लिए किन चीजों की मदद ली?

उत्तर –

प्रश्न – 4. गद्यांश में से संज्ञा शब्दों को छाँटकर लिखिए।

उत्तर –


कार्यपत्रिका - 2

संज्ञा


किसी भी स्थान, व्यक्ति एवं वस्तु के नाम को संज्ञा कहते हैं।

- नीचे दी गई चीजों के तीन-तीन नाम लिखिए।


व्यक्ति




वस्तु



स्थान



पशु



कार्यपत्रिका - 3

चित्र वर्णन

चित्र देखकर इसके बारे में पाँच वाक्य लिखो

(शब्दकोश - तालाब, बच्चे, पेड़, नाव, आकाश, फूल)



कार्यपत्रिका – 4

मात्राओं का ज्ञान

प्र. दी गई मात्राओं के दो – दो शब्द लिखिए: –

आ ा –

इ ि –

ई ि –

उ ु –

ऊ ू –

ऋ ृ –

ए े –

ऐ ै –

ओ ो –

कार्यपत्रिका - 5

द्वित्व व्यंजन

एक जैसे वर्ण जब दो बार मिलते हैं, उन्हें द्वित्व व्यंजन कहते हैं।

प्रश्न निम्न से दो दो शब्द बनाओ।

1 क् + क = क्क - क्कन

.....

2 च् + च = च्च - च्चा

.....

3 ड् + ड = ड्ड - गुड्डा

.....

4 त् + त = त्त - कुत्ता

.....

5 ब् + ब = ब्ब - डिब्बा

.....

6 ट् + ट = ट्ट - लट्टू

.....

कार्यपत्रिका - 6

अपठित गद्यांश

एक बंदर जंगल में खेल रहा था। वह एक पेड़ से दूसरे पेड़ पर कूद रहा था। दूसरे पेड़ पर पहुँचते ही उसने वहाँ बहुत सारे फल देखे। उसने एक बड़े से अमरूद को छोड़कर एक छोटे से बेर को पकड़ा। वह खुशी से नाच रहा था।

ऊपर लिखे हुए गद्यांश को पढ़कर निम्नलिखित प्रश्नों के उत्तर दीजिए:

प्रश्न – 1. बंदर कहाँ खेल रहा था?

उत्तर _____

प्रश्न – 2. बंदर कहाँ कूद रहा था?

उत्तर _____

प्रश्न – 3. बंदर ने क्या देखा?

उत्तर _____

प्रश्न – 4. बंदर ने कौन सा फल पकड़ा?

उत्तर _____

प्रश्न – 5. बंदर खुशी से क्या करने लगा?

उत्तर _____



SUBJECT - MATHS

Worksheet - 1

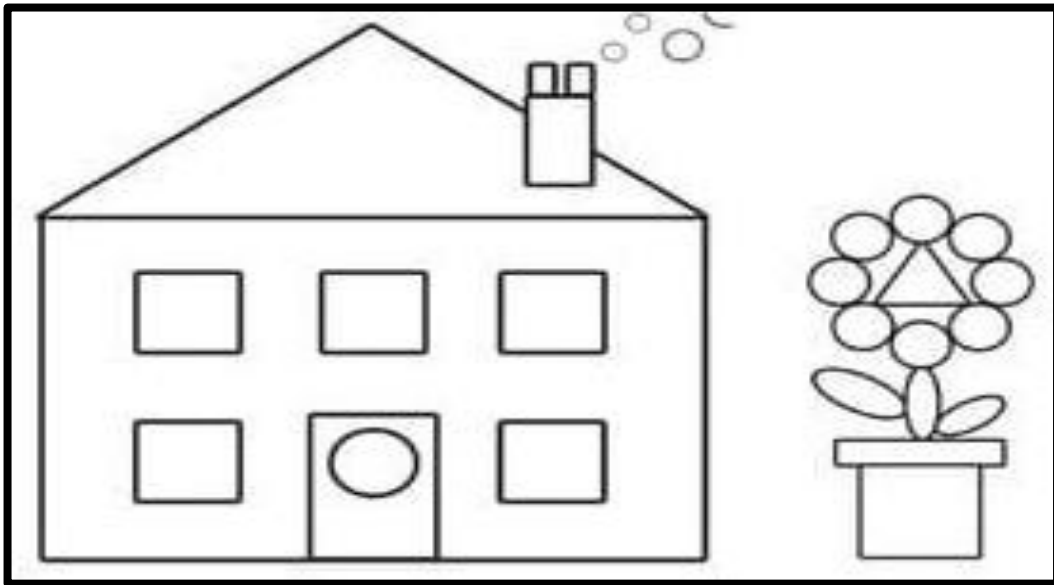
Ques. Colour the picture as per the instructions-

Key:

Circle - red , Rectangle - yellow

Triangle - brown , Oval - green

Square - purple



Fill in the blanks: -

1. There are _____ circles.
2. There are _____ rectangles.
3. There are _____ triangles.
4. There are _____ ovals.
5. There are _____ squares.

Worksheet – 2

Ascending and Descending Order upto 200

Write the numbers in the box in ascending order on the line.

1.

177

175

178

176

2.

196

138

147

200

Write the numbers in the box in descending order on the line.

3.

158

157

160

159

4.

129


141

190


139

Worksheet – 3
Even and Odd numbers

Colour the even numbers (pink): -



Identify the numbers and colour the word 'even' (pink) or 'odd' (yellow) for each apple: -



Worksheet – 4

Colour the place value of the underlined number: -

<u>5</u> 14		
hundreds	tens	ones



<u>2</u> 68		
hundreds	tens	ones

13 <u>2</u>		
hundreds	tens	ones



31 <u>0</u>		
hundreds	tens	ones

6 <u>9</u> 8		
hundreds	tens	ones



57 <u>5</u>		
hundreds	tens	ones

<u>7</u> 04		
hundreds	tens	ones



4 <u>2</u> 9		
hundreds	tens	ones

Worksheet – 5

Number Names

Write number names for Each of the numbers below: -

a) 107 - _____.

b) 138 - _____.

c) 179 - _____.

d) 142 - _____.

e) 196 - _____.

f) 140 - _____.

g) 111 - _____.

h) 154 - _____.

Worksheet – 6

Add and find the answer: -



Add.

$$\begin{array}{r} \square \\ 56 \\ + 27 \\ \hline \end{array}$$

$$\begin{array}{r} \square \\ 48 \\ + 13 \\ \hline \end{array}$$

$$\begin{array}{r} \square \\ 69 \\ + 22 \\ \hline \end{array}$$

$$\begin{array}{r} \square \\ 79 \\ + 11 \\ \hline \end{array}$$

$$\begin{array}{r} \square \\ 28 \\ + 53 \\ \hline \end{array}$$

$$\begin{array}{r} \square \\ 17 \\ + 54 \\ \hline \end{array}$$

$$\begin{array}{r} \square \\ 34 \\ + 47 \\ \hline \end{array}$$

$$\begin{array}{r} \square \\ 21 \\ + 19 \\ \hline \end{array}$$

$$\begin{array}{r} \square \\ 34 \\ + 38 \\ \hline \end{array}$$

$$\begin{array}{r} \square \\ 45 \\ + 26 \\ \hline \end{array}$$

$$\begin{array}{r} \square \\ 82 \\ + 18 \\ \hline \end{array}$$

$$\begin{array}{r} \square \\ 38 \\ + 42 \\ \hline \end{array}$$

SUBJECT - E.V.S.

Worksheet – 1 Introduce Myself

About Me

My name is _____

My birthday is in _____

I am _____ years old.

I am a _____ (boy/girl)

I am studying in _____ school.

I am studying in _____ (grade/class.)

My favorite fruit is _____

My favorite vegetable is _____


My favorite color is _____

My best friend's name is _____

My favorite subject is _____

My hobbies are _____

I want to become a _____










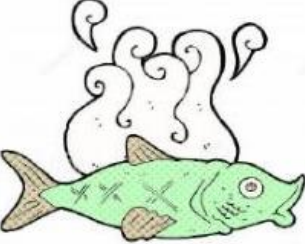







Worksheet – 2

Sense Organs

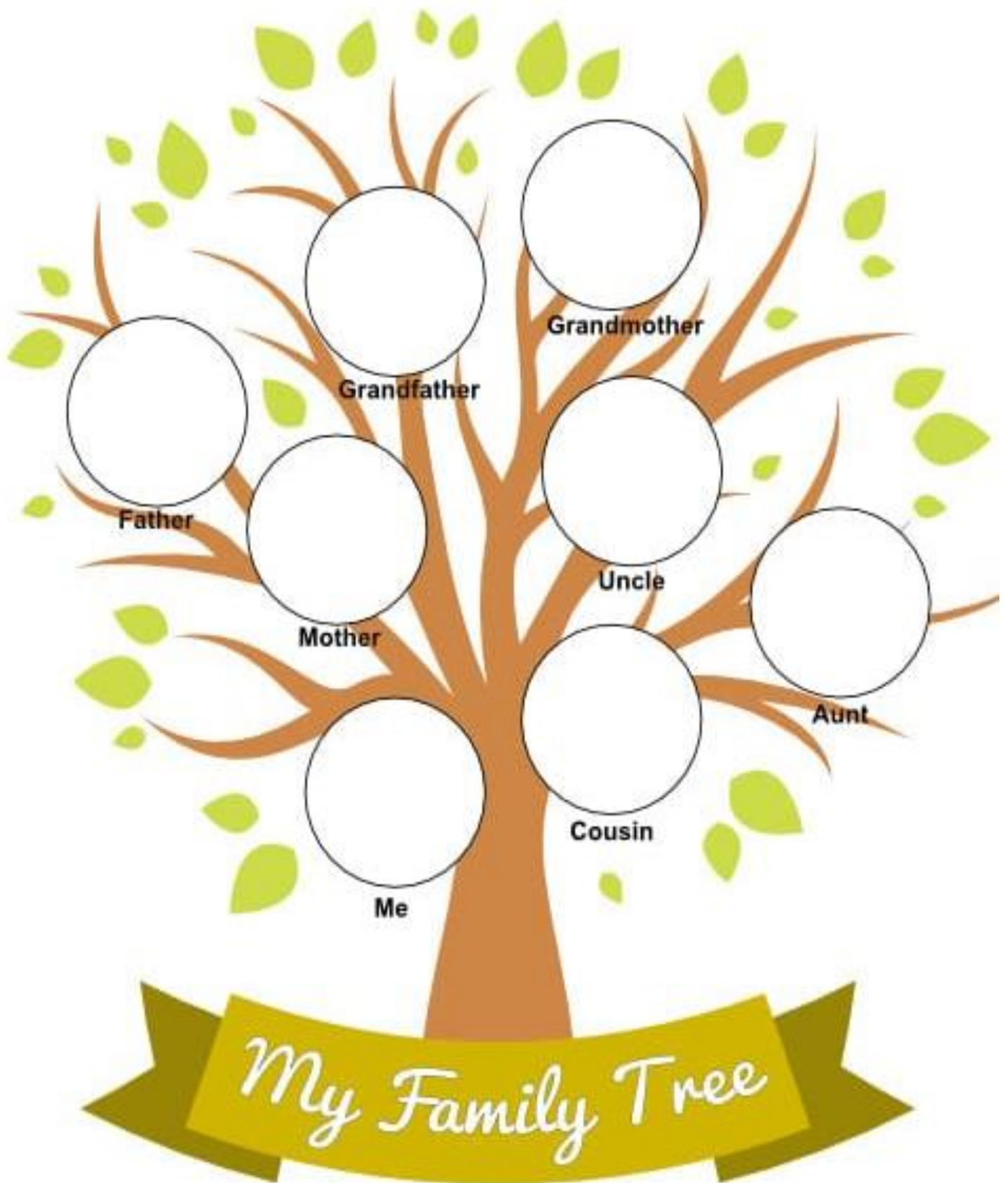
Look at the images and write which sense organ is used.



Worksheet – 3

Paste the photographs of your family members in the family tree: -





SAFETY RULES



Fill in the blanks with the correct answer: -

1. Don't _____ your _____ and

_____ out of the window.



2. Walk on _____.



3. Wear a _____ when you _____ a

bicycle.



4. Look both _____ before _____ the road.



5. _____ your _____ when you are sitting

in the car.



Help box: - crossing, seatbelts, hands, put, wear, ride, head, footpath, helmet, sides

SUBJECT - STEM

Bird Feeder

Activity - Make a Birdhouse.

“God loved the birds and invented trees. Man loved the birds and invented houses.”

Aim: - To make a birdhouse and know the importance of a safe place for birds.

Material Required- cardboard, fevicol, water colours, marbles

Description - The students will make a birdhouse with the help of cardboard. They will send the picture of this activity on the given link.

Method - Students will take cardboard and cut it according to the size of their birdhouse wall. Assemble all the pre-cut walls and join them with the help of fevicol. Similarly, they will cut roofs and fix them. Students can put some marbles (optional) in it. Decorate all the walls and roofs with your favourite colours, flowers etc.

Your birdhouse is ready.

Dear Little Scientist,



Enjoy this activity at home. Make a short video in a landscape mode and send it as an MP4 file.

Submission link - <https://forms.gle/BCvuQJu5Mv9neY1w6>

SUBJECT - G.K.



Worksheet - 1

Circle the indoor games: -



Worksheet – 2

Find the odd one in the group: -



Worksheet – 3

Match the following Ricochet words: -

1. Bow

Hop



2. Hip

wow

3. Tick

Hoo

4. Chit

Bitzy



5. Boo

Gritty

6. Itzy

Mash

7. Nitty

Tack

8. Mish

Chat



SUBJECT - LIFE SKILL

Know your values

Follow these Magical Words to become a good student.



MAGIC WORDS

Sorry, Thank you,
Please, Excuse me,
Good morning,
Good night

Worksheet

Write 5 sentences on 'Things I Do Every day':


1. I brush my teeth.



2. _____



3. _____



4. _____



5. _____





SDG'S



What is Sustainable Development?

Sustainable Development:

is “development that meets the needs of the present without compromising the ability of future generations to meet their own needs.” (UN)

addresses social, economic and environmental issues.

- **Make a Bee Finger Puppet (Pg no.16 for reference). Submit it with holiday's homework.**



LANGUAGE DEVELOPMENT

ENGLISH STORY

Prepare this story with a beautiful prop for storytelling session after the summer vacation: -

LAZY JOHN

A boy named John was so lazy that he would not even bother changing his clothes. One day he saw an apple tree. He felt like eating some apples, but being lazy, he didn't climb the tree to get the fruits. He led underneath the tree and waited for the fruits to fall, but the apples never fell in the end. He was left starving.

Moral of the story - Don't end up being lazy as it won't get you anywhere in order to achieve something. One has to work hard for it.

Q: - Answer the following questions based on the story: -

1. What was the name of a lazy boy?
2. Which tree is there in the story?
3. What is the rhyming word of all - _____
4. Tell the opposite of night - _____
5. Find out two nouns from the story - _____, _____

- Colour the given picture: -



यह कहानी याद करे और गर्मियों की छुट्टियाँ के बाद अपनी कक्षा में आकर सुनायें.

जंगल में दोस्ती



एक बार की बात है, एक पेड़ के नीचे बड़ी संख्या में चूहे रहते थे। एक दिन, हाथियों का एक झुंड उस रास्ते से जा रहा था। झुंड ने चूहों के घरों को नष्ट कर दिया।

चूहे बहुत डरे हुए थे। वे दौड़कर अपने राजा के पास गए। चूहों के राजा ने हाथी राजा से अनुरोध किया कि वह अपने झुंड को दूसरे मार्ग से ले जायें। हाथी राजा सहमत हो गया। इस प्रकार चूहों की जान बच गई। एक दिन शिकारियों का एक दल जंगल में आया। उन्होंने हाथियों के झुंड को अपने बड़े जाल में फसा लिया। हाथी राजा ने चूहों के राजा से मदद मांगी। चूहों के राजा ने कहा, "डरो मत, मैं तुम्हारे मित्रों को मुक्त कर लूंगा"। चूहों के राजा ने सभी चूहों को मदद के लिए बुलाया। उन्होंने अपने नुकीले दातों से जाल को काटा। इस प्रकार हाथियों की जान बच गई। उन्होंने चूहों को धन्यवाद दिया।

नैतिक शिक्षा: हमें सदा एक दूसरे की मदद चाहिए।

दिए गए चित्र में रंग भरों: -



निम्न प्रश्नों के उत्तर दें: -

1. पेड़ के नीचे कौन रहते थे?
2. किसका झुंड रास्ते से जा रहा था?
3. चूहों ने राजा के पास जाकर क्या अनुरोध किया?
4. चूहों ने जाल कैसे काटा?
5. इस कहानी में दो जानवरों के नाम बताओ।

Read and Enjoy

Children remembers stories better when they read animated books.

Note: - Go through the given links and select a story appropriate for your child's age and interest. Read it using expressive tones and gestures to make it more engaging.

Have a bed time story session with your kid. Here is a flipbook and YouTube links to such stories.

Flipbook of the stories:

<https://anyflip.com/xsvud/kyxw/basic>

- The gardener and the hare → <https://youtu.be/G6FWfjfvvNQ?feature=shared>
- The dog and his shadow → <https://youtu.be/YZ3ORmfKOrQ?feature=shared>
- An owl, a bat and a dog → <https://youtu.be/6nnAq73bkvk?feature=shared>
- The hungry fox who got caught in the tree trunk → <https://youtu.be/8KRAsJALdz0?feature=shared>
- The story of a lucky seed → <https://youtu.be/hUGRkkKi5Dw?feature=shared>
- The frog and the ox → <https://youtu.be/FDGcTCmlAg0?feature=shared>
- Belling the cat → <https://youtu.be/eFtHj5LKvGE?feature=shared>
- The shepherd boy and the wolf → <https://youtu.be/-FsrEpLtzR4?feature=shared>
- The monkey & the dolphin → <https://youtu.be/-qk5RtSJFZE?si=Q5VzNA8Umpu5dv1B>
- The wind and the sun → <https://youtu.be/l0Z8A4u3CtI?si=apiH-kMOqGhSSF-7>

**HAVE A GREAT
SUMMER VACATION!**