



Little Flowers Public Sr. Sec. School

Shivaji Park, Shahdara, Delhi-110032

[YouTube](#) [Twitter](#) [Instagram](#) [Facebook](#) /lfpsdelhi | info@lfpsdelhi.com | www.lfpsdelhi.com



SESSION 2024-25

CLASS-K.G.



SUSTAINABLE DEVELOPMENT GOALS



**“Summer means happy times and good sunshine.
It means going to the beach,
enjoying the scenery,
having fun with family and friends.”**

Dear parents

We know summer holidays are the time of the year when you get an opportunity to spend time with your child. To keep the little ones indoor in the sweltering heat and to utilise their time in creative work, we have attempted to design some meaningful activities. We wish you have an enjoyable summer vacation with your kids. Here are a few tips which will engage your kids in holidays.

Here is what the students need to do -

- Wake up early and practice simple exercises
- Drink lots of water
- Consume vegetables and seasonal fruits
- Water the plants daily

1. Know your Home

Play different games with your kids to encourage them to express freely and make them more responsible.

Collect things that belong to different rooms in the house and ask your child to name the objects and the room which they belong to. Help them to place the things back at the right place.

2. Let's converse in English

How are you? I am fine, Thank you.

I am thirsty, please give me water.

I am hungry, please give me food / fruit.

I have finished my work / food.





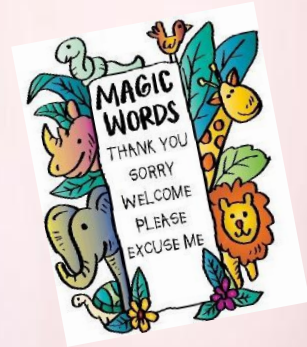
3. Get Close to Nature

Take your child for regular morning walk to breathe in fresh air. Make him aware of the benefits of morning walk and tell him / her about different types of plants, flowers and birds so he / she can generate love for nature.

Alone we can do so little; together we can do so much.

(Social Skills)

1. Wish your elders with a smile.
2. Go outdoors and play with your friends.
3. Share things with your friends.
4. Use magical words: Sorry, Please, Excuse Me, Thank You.



One, who maintains cleanliness, keeps away diseases.

(Personal Hygiene)

1. Brushing teeth twice a day.
2. Combing hair regularly.
3. Bathing every day.
4. Washing hands before and after meals.
5. Trimming nails regularly.



NOTE: - It is not compulsory to take print out of the worksheets. Parents, can draw the pictures for the child in notebook as well.

Date of submission of the Homework 27/06/2024.

SUBJECT – ENGLISH

- Do reading practice with the story **Ann and Mal** from the book Fitzroy Readers.
- Do worksheets 1 to 5 in English notebook.
- Do the work given in notebook.

SUBJECT – MATHS

- Do the worksheets 1 to 5 in Maths notebook.
- Do the work given in notebook.
- Do Page No. – 1 to 4 in Maths Course Book (A).
- Do Page No. – 1, 3, 8, 26, 27 in Maths Course Book (B).
- Do Page No. – 23 to 25 and 27 in PP3 Workbook (B).

SUBJECT – HINDI

- कार्य पत्रिका 1 से 4 तक कॉपी में करो।
- कॉपी में दिया गया कार्य करें।

SUBJECT – E.V.S

- Do worksheet no. - 1 and 2.
- Do Page. no. – 5, 12, 13, 18 in My Big World E.V.S book.

SUBJECT – ART AND CRAFT


- Make a puppet of A3 size of your favourite cartoon character / toy / means of transport.
- Do the Page No. – 8, 9

Listening Skill Activity


- Narrate the given story and help your child to recall the characters and incidents from the story.

For Speaking Skills

- Read the following sentences.

1. I can sip. 


2. he can run. 

3. hen is fat. 

4. fox is big. 

5. she can sit. 

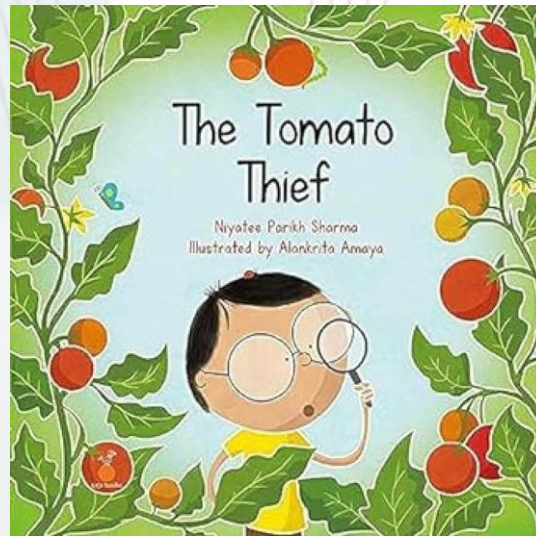
6. milk is hot. 

7. she can jump. 

8. lamp is red. 

STORY TIME

The Tomato Thief



Veer cannot wait to taste the tomatoes he grows in his terrace garden. When the tomatoes are just ripe enough to pick, something strange happens.

The tomatoes go missing. Veer is determined to solve the mystery and find out who is stealing his delicious tomatoes. So, one day he hides on the terrace and sees a monkey eating tomatoes. He screams and collects all the tomatoes before monkey eats them all.

Activity: - “Let’s create a story”

Children can be helped to make a puppet of their favourite toy / character through an old sock / paper bag and should be encourage to create a story on it in four to five lines.

ART AND CRAFT

- Make a puppet of monkey using paper bag: -



- **Material Required: -**

Paper bag, 1 A4 size yellow and brown sheet, Fevicol, Scissors

- **Method: -**


- Take one paper bag
- Make a face cut out and a tail of a monkey and paste it on paper bag as shown in the picture.

SUBJECT - ENGLISH

Worksheet 1

Matching: -

lip



bus



nest



lamp




cat



ten



pond



gift




Worksheet 2

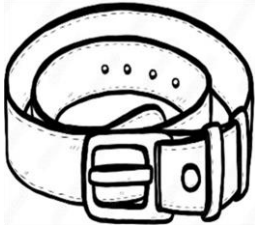
Fill the missing vowel sound: -




m g



w b




b l t



v n

6

s x




b l b




p t



h n d



t n t

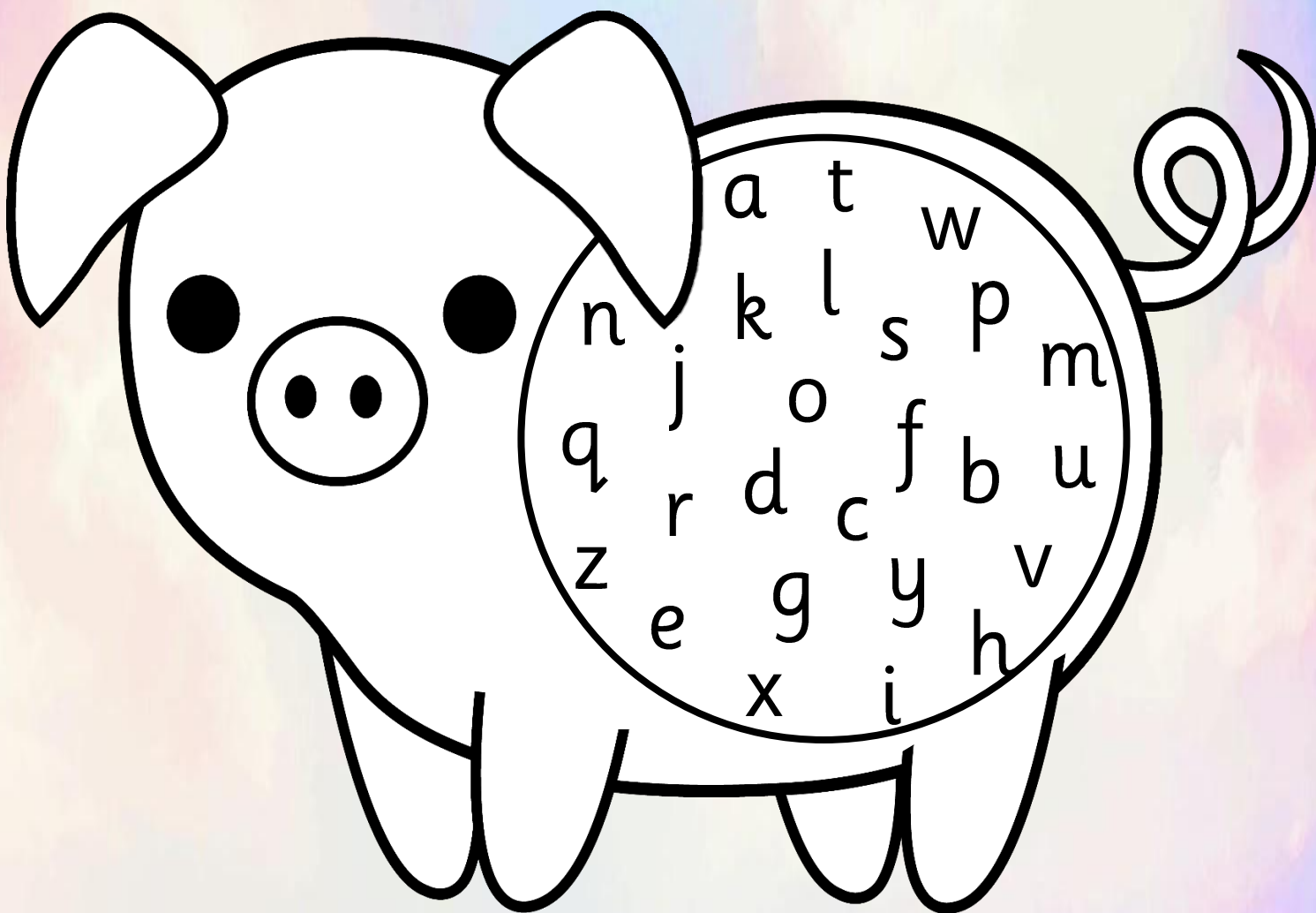


d ck

Worksheet 3

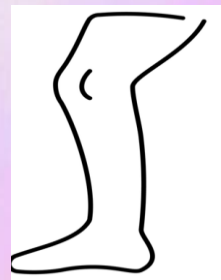


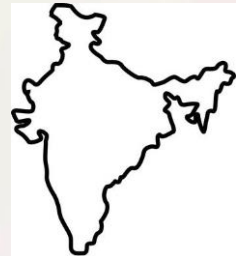
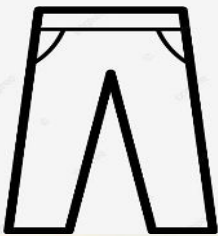

Circle all the vowels inside of piggy's tummy and write the vowel sounds in below clouds:

-



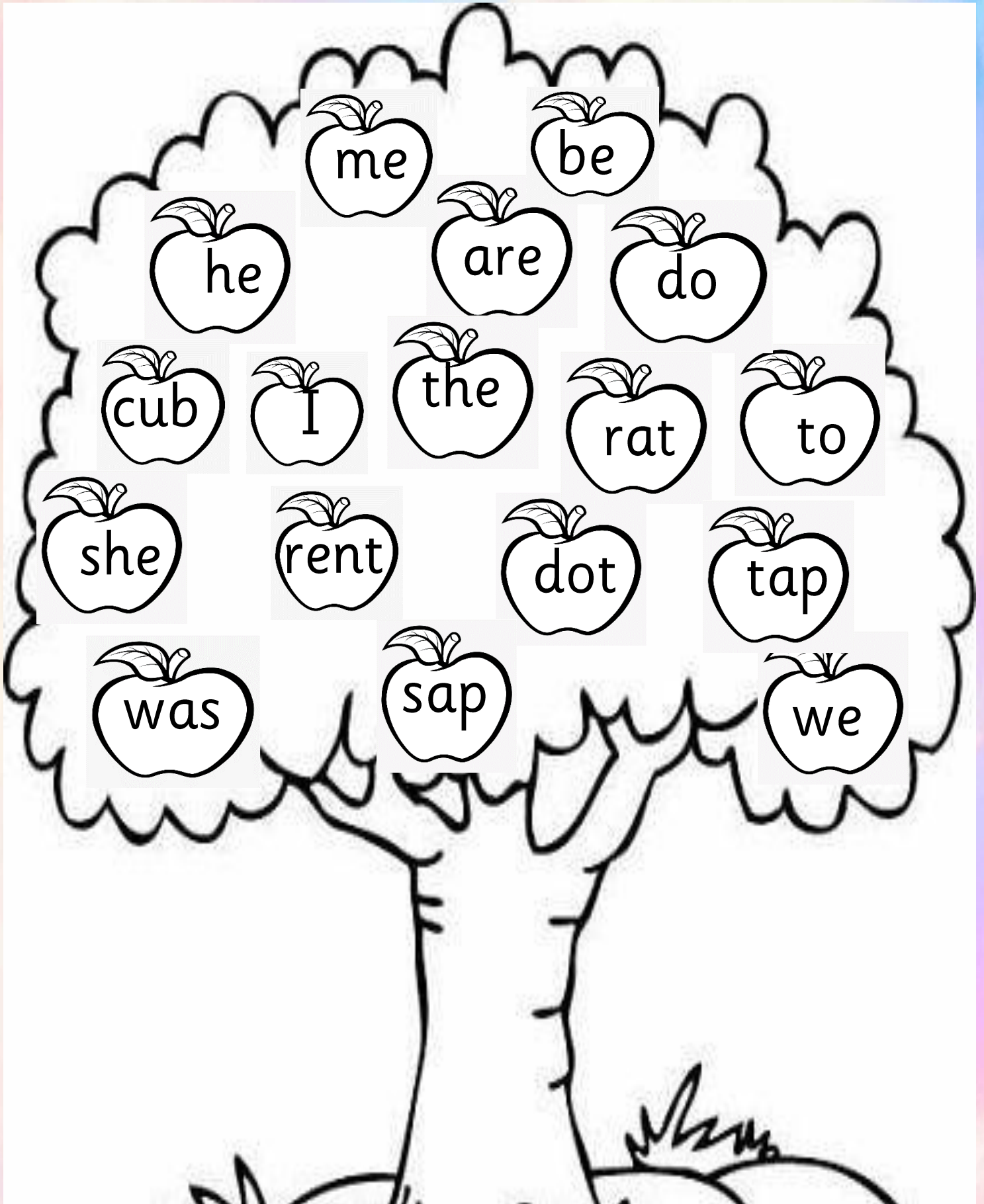
Worksheet 4

See and write: -



Worksheet 5

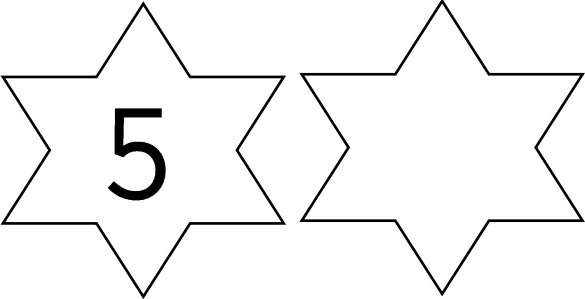
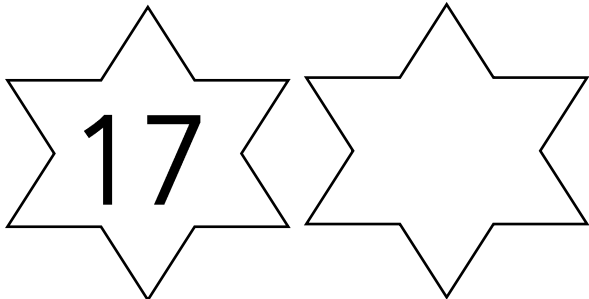
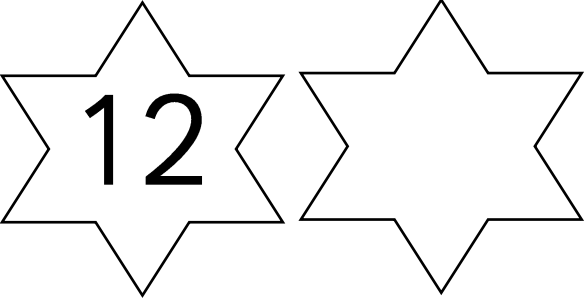
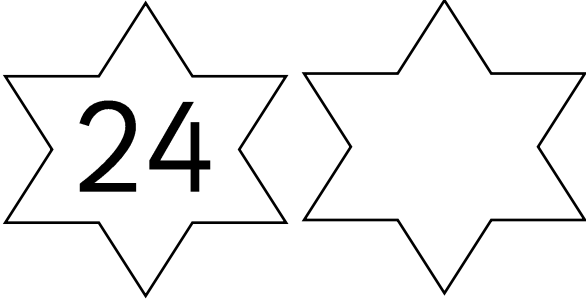
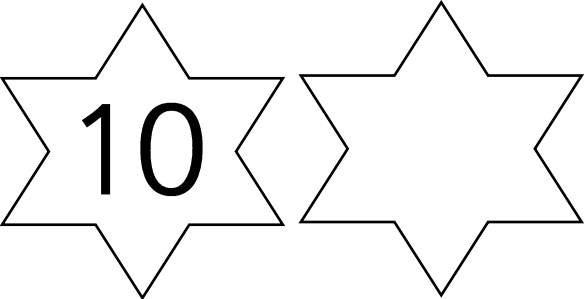


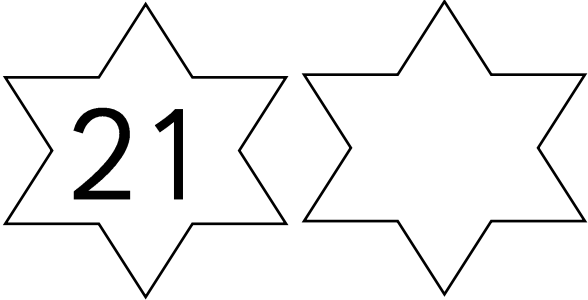
Read and colour the tricky words.



SUBJECT – MATHS



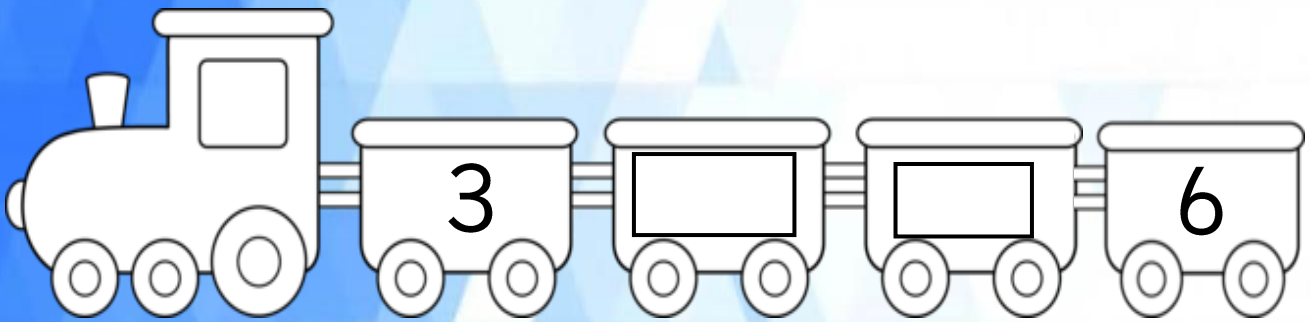
Worksheet - 1

What comes after: -






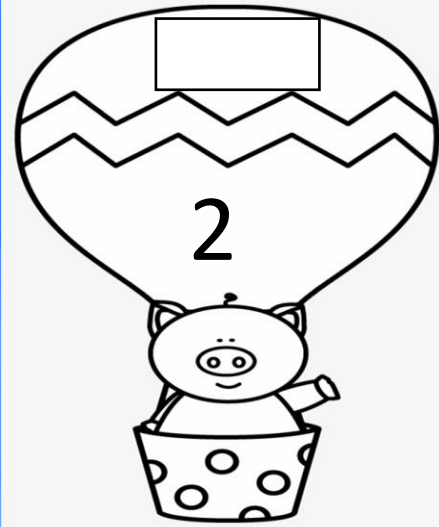
Worksheet - 2

What comes between: -















Worksheet - 3

What comes before: -



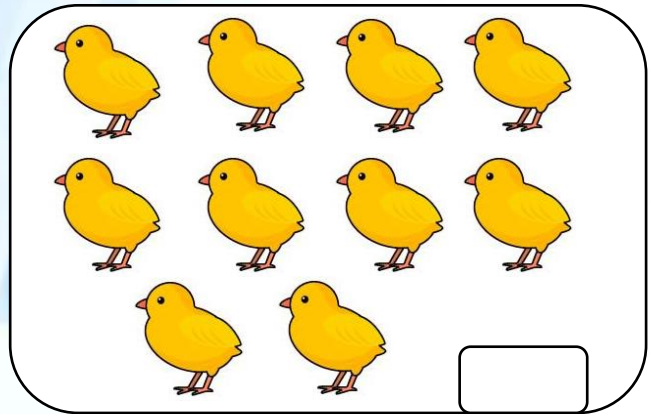

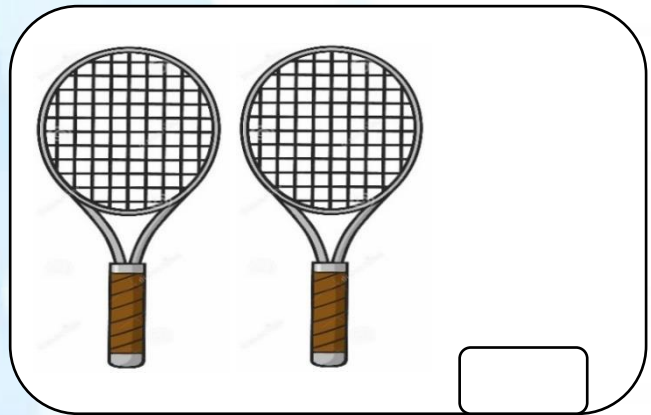



Worksheet - 4

Put the correct sign (<, >, =): -



Worksheet - 5

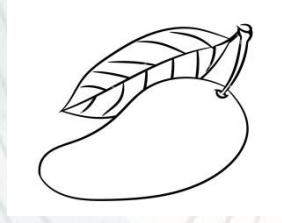
Count and write: -



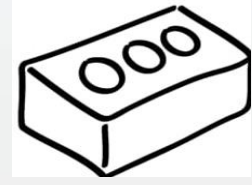

कार्य पत्रिका - 1

चित्र देखो व सही पर गोला लगाओ: -


आ




ई



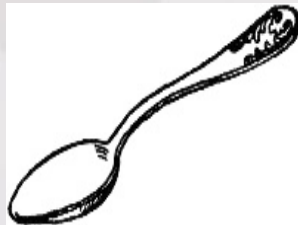
क



ग



औ



कार्य पत्रिका - 2

मिलान करो: -




ओ



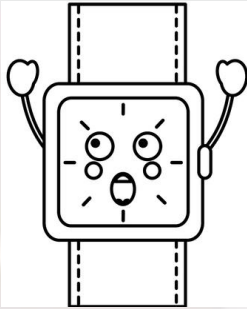
क



ग



ख




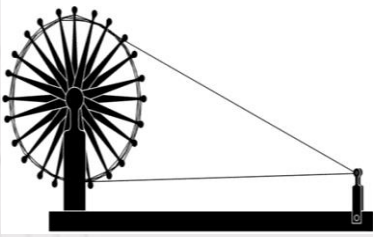

घ



ङ

कार्य पत्रिका - 3

चित्र देखकर सही स्वर व व्यंजन लिखो: -



कार्य पत्रिका - 4

चित्र देखकर सही व्यंजन पर गोला लगाओ: -



घ

ख

क



ग

इ

आ



ई

आ

ऊ



ए

अ

उ



ई

ऐ

घ

SUBJECT – E.V.S

Worksheet - 1

★ All About ME! ★

MY NAME IS...

My favorite colour is...



I am

years old.

My birthday is



_____.

I like to go to



THAT'S ME!

WORKSHEET - 2

Matching: -






Bed Time Story

Books are children's best friends. Encourage children to do picture reading, recall different characters and incidents of the story.

Have a bed time story session with your child.

Here are a few books to such stories: -

- Powerful Hanuman
- Grandma's Bag of Stories by Sudha Murthy
- Where The Wild Things Are
- The Cat In The Hat
- The Giving Tree



Father's Day Greeting card

Fathers equally play an important role in the development of the child. So as to thank them, kids will make a beautiful greeting card by taking help of their mothers with beautiful quotes like 'I Love you dad!' 'Best dad ever!'



Movie time

Enjoy movies along with your kids and discuss about the characters and encourage your kids to imitate the role of characters

- * Hair Love - https://youtu.be/kNw8V_Fkw28?si=3e3i3sTptaCQ8aRV
- * Once Small Step - <https://youtu.be/yYcpRSQ-irs?si=9AiIjxy8eliC6tfA>
- * Tamara - <https://youtube.com/watch?v=B4frsp-rR6c&feature=shared>
- * Soar - <https://youtu.be/eDkpVwrhYfo?si=-fyS8WxiS7UdQ8dT>
- * Monster Box - https://youtu.be/DoLAoOkG5gY?si=VkcCzLml8_Ya9suX
- * Kung fu panda
- * Frozen
- * Angry bird etc.



HAVE A GREAT
SUMMER VACATION!